

2024

# Transition Booklet



**CHURCHLANDS**  
**SENIOR HIGH SCHOOL**

THIS PAGE IS INTENTIONALLY LEFT BLANK

## WELCOME

On behalf of Churchlands Senior High School community, we would like to welcome the incoming Year 7 students and their families.

This booklet contains important information and dates on upcoming events to assist with a successful transition to high school. The information evening provides families with clear details about the transition process as well as information about our school's activities and policies. The evening offers an opportunity to meet with key personnel who will be available to support your student through Year 7.

Your child's transition to high school will be supported by an entire team of staff including a yet to be appointed head of year, house coordinators, learning support coordinators, school psychologist and chaplains.

The Staff at Churchlands Senior High School look forward to meeting you and welcoming your child to the school. Please feel free to contact me for Junior Secondary School on 9441 1700 with any orientation or transition queries.

Yours sincerely

Kate Grayson  
Associate Principal  
Junior Secondary School (2024)

Ngany djoorabiny nidja Noongar Wadjak boodja-k  
Noonook-Kodak nyininy. Nganykaadadjiny  
Birdiya,koora,yayi wer boordakan

## Wadjuk Noongar Welcome

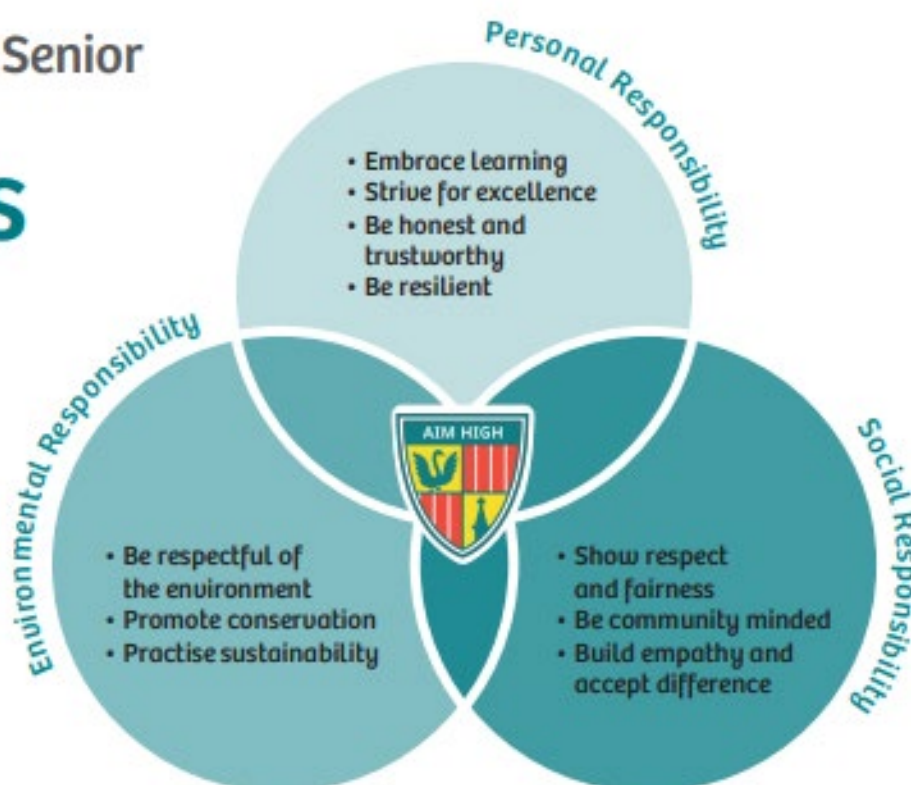
### CHURCHLANDS VISION STATEMENT

Churchlands aims to develop a school community which encourages commitment to personal, social and environmental responsibilities. The school provides a caring and supportive environment that challenges members to pursue personal excellence in all endeavours and to be active citizens of the local and global community. GATE Music excellence continues to be a school priority.

Churchlands Senior High School empowers every member of our community to be the best person they can be and to contribute to the wellbeing of self and others.

### CHURCHLANDS VALUES

#### Churchlands Senior High School values



## 2023 YEAR 7 ICT INFORMATION NIGHT

On the evening of **Tuesday, August 29, 2023**, Churchlands Senior High School hosted an ICT Information Night at the Churchlands Concert Hall. This event provided an opportunity for parents and the students to explore the various options available within the Parent-Owned Technology (BYOD) program for the upcoming academic year in 2024.

For several years, Churchlands Senior High School has proudly maintained a highly successful and well-resourced student laptop program. To gain a comprehensive understanding of the BYOD Program and how our school ensures an engaging and secure online learning environment for our students, we invite you to click on the following links



### Laptop BYOD Program

[Laptop Programs | Churchlands Senior High School](#)  
[Stott Hoare BYOD Model | Churchlands Senior High School](#)



### ICT Help Documents

[Help And Advice | Churchlands Senior High School](#)  
[Frequently Asked Questions \(F.A.Q.\)](#)

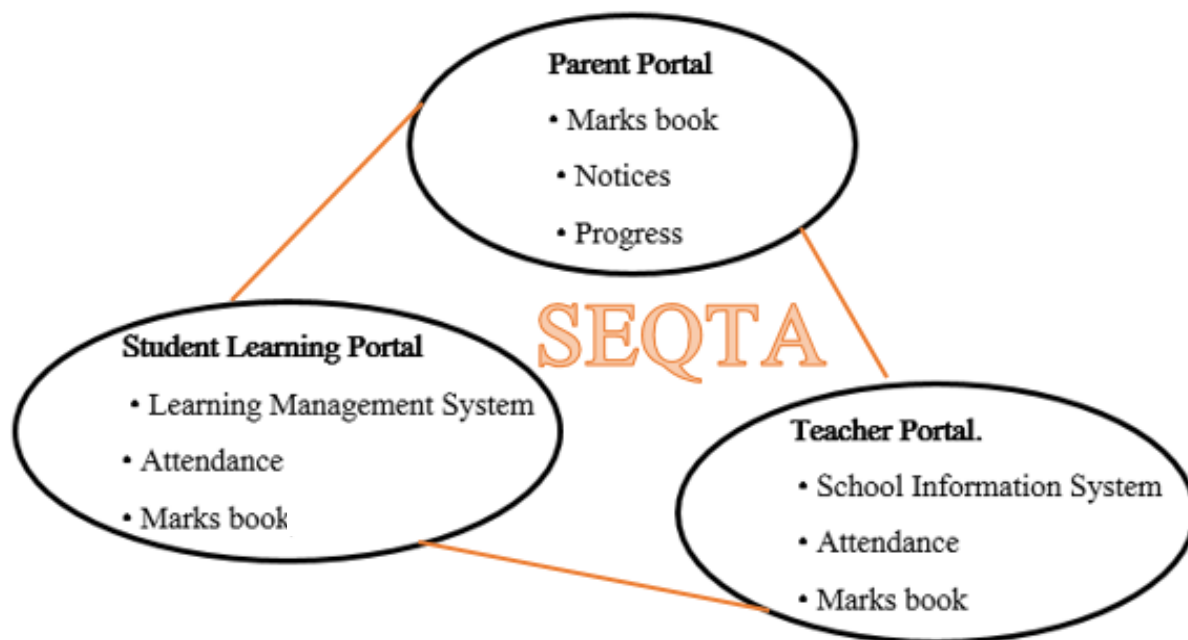


### Stott Hoare Laptop Options and ordering process:



Try me! Scan with your phone

The SEQTA portal provided by the school is to keep everyone informed and can be accessed inside and outside of the school network. If you are a student, you will be presented with SEQTA Learn and if you are a parent, you will be presented with SEQTA Engage. This is a great place to see notifications, alerts and marks books activities for your child.



## ➤ ICT Help and Advice

<https://www.churchlands.wa.edu.au/my-churchlands/ict/ict-help-and-advice-1>

Home > My Churchlands > ICT > ICT Help and Advice

## ICT HELP AND ADVICE

### Frequently Asked Questions (F.A.Q.)

Parent FAQ	+
Student FAQ	+

### Contact ICT Form

NAME \*

EMAIL \*



If you are experiencing any errors, have forgotten login details, or simply require further assistance, please complete an ICT Help and Advice form.

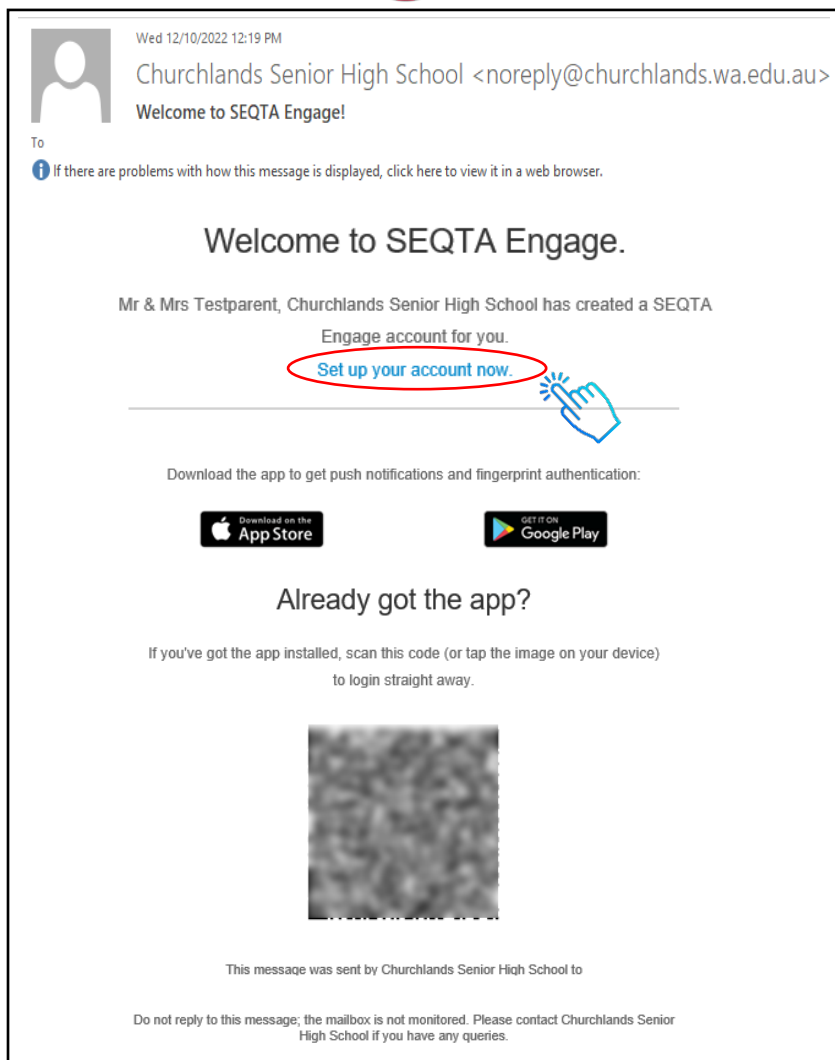
## STUDENT LEARNING PORTAL

In week 3, students will receive their login details at school.

## SEQTA ENGAGE – Parents Portal

In week 3, parents will receive an email from SEQTA with instructions to setup SEQTA engage.

step  
1



step  
2

A screenshot of the SEQTA Engage account setup screen. The screen has a dark teal background with a pattern of small white dots. The title is 'Set up your account'. Below the title, it says 'Enter the username and password you want to use to access SEQTA.' There are four input fields: 'DESIRED USERNAME', 'DESIRED PASSWORD', 'CONFIRM PASSWORD', and 'PASSWORD WARNINGS'. Below these fields, there is a 'Log in' button. At the bottom right, there are logos for 'SEQTA' and 'Engage'.

Please follow the link below: Seqta engage learning platform instructions.

<https://www.churchlands.wa.edu.au/assets/documents/Recording5.mp4>





# 2023 YEAR 7 INFORMATION NIGHT 1 November 2023

The Information Evening will be held in the Concert Hall on **Wednesday 2 November 2023**. The purpose of this evening is to introduce key staff, to hear the stories of current Year 7 parents and students and learn more about what to expect as a Year 7 student and family at Churchlands SHS.

**Students are encouraged to attend with their parents.**

**The presentation in the Concert Hall starts at 3.45 pm for parents of learning support and neurodiverse students**

*Light refreshments will be provided at 4.15 pm*

**All other parents** are asked to attend from **4.30 pm - 6.00 pm**.

**Parents of all Music students (General and GATE)** are asked to attend from **6.00 pm - 7.00 pm**

There will be an opportunity at this time for Music parents to ask any questions they may have.


Please note this is in addition to and separate from the Academic Extension Program event where specialised information will be covered. Further information will be shared later in the Term.



**Mr Neil Hunt**  
**Principal**



**Mrs Kate Grayson**  
**Associate Principal**  
**Junior Secondary School**



## Year 7 2024 Information Night

Parents and carers of students enrolled at Churchlands Senior High School are invited to attend the **Year 7 2024 Information Night**. The purpose of this evening is to introduce key staff to parents and carers and learn more about what to expect as a Year 7 student and family at Churchlands Senior High School.

**Students are encouraged to attend this event.**

Date: **Wednesday 1 November 2023**

Sessions: **3.45pm to 4.15pm Learning Support Parents**  
*4.15pm Light refreshments - all are welcome*  
**4.30pm to 6.00pm All Parents**  
**6.00pm to 7.00pm Music Parents**

Venue: **Taryn Fiebig Concert Hall**

**Bookings essential:**  
<https://www.trybooking.com/CLVTS>





## ORIENTATION DAY

Your child's specific orientation day is outlined in your welcome email, your child will be placed into a group of Year 6 students. They will be guided around the school by Year 9 student leaders.

The program for the day will be as follows:

- Parents to arrange transport to school for their child. Year 6s may use the school buses to come to school. A timetable for the school Special Bus Routes can be found on the Transperth website.
- All students are expected to wear their **primary school uniform**.
- All students are to come equipped with pens and pencil case.
- **Start time is 9.00 am. All students to assemble in the Concert Hall.**
- Orientation Program in class – experiencing the high school timetable.
- **Recess** - Students may want to bring some morning tea and/or money to use in the school canteen at recess time.
- **Lunch** - A sausage sizzle will be provided free of charge. If your child is vegetarian, there will be options for them. If they have any other food allergies it will be a good idea to send them with a packed lunch.
- **Finish time 2.45 pm** for Year 6s. Parents are asked to arrange transport home for their child at this time.
- The early close will give parents coming to the school for the first time an opportunity to avoid the traffic congestion.

School	Orientation date
All schools : Learning support/ mental health and neurodiverse students	Pre orientation tour and visit 1pm – 3pm 14 <sup>th</sup> November
Churchlands PS	23 <sup>rd</sup> November
Yuluma PS	23 <sup>rd</sup> November
Wembley Downs PS	23 <sup>rd</sup> November
Kapinara PS	23 <sup>rd</sup> November
Scarborough PS	23 <sup>rd</sup> November
Woodlands PS	23 <sup>rd</sup> November
Deanmore PS	24 <sup>th</sup> November
Doubleview PS	24 <sup>th</sup> November
Newborough PS	24 <sup>th</sup> November
Non feeder (GATE music, private school, interstate etc)	24 <sup>th</sup> November

## CAMP ON CAMPUS

Next year we have partnered with team works Australia, to deliver a fun, interactive team building session to each house group on the second week of term 1.

Monday 5 <sup>th</sup> Feb	Tuesday 6 <sup>th</sup> Feb	Wednesday 7 <sup>th</sup> Feb	Thursday 8 <sup>th</sup> feb
Floreat	Scarborough	Trigg	Brighton

Working alongside both form teachers, and TWA staff students will be led through a range of activities including:

- Get to know other students in the form group
- Develop trust and support amongst the group
- Improve effective communication
- Develop problem solving and lateral thinking skills
- Develop individual leadership skills and attributes
- Build resilience and determination
- Provide an opportunity for personal growth and confidence building
- Get participants out of their comfort zones
- Have fun while learning to get along

This exciting program will give students an opportunity to get to know their peers from within the form group, forming great friendships along the way.



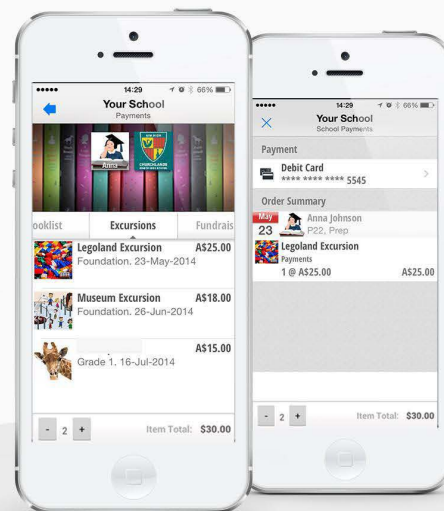
# For quicker, hassle-free school payments, try *Qkr!* today



Introducing *Qkr!* (pronounced 'quicker') by MasterCard: the easy-to-use phone app that gives you the flexibility to place orders at a time and place that suits you. *Qkr!*:

- Saves you time by letting you order and pay for school items directly from your phone;
- Reduces the need for your child to bring cash to school;
- Reduces the time school staff spend on administrative tasks

**ON COMPUTER** – Churchlands website –  
**MYCHURCHLANDS** – FINANCES – *Qkr* website



## Getting started is easy - try it yourself today

### Step 1 Download Qkr!

on your Android phone or iPhone. iPad users can download iPhone app

*click here*



If using an iPad choose iPhone when looking for the App on the 1st drop down box on the screen

### Step 2 Register

Select your Country of Residence as 'Australia' and follow the steps to register

### Step 3 Find our school

Scan the QR code or search for our school name. Our school will also appear in "Locations Nearby" if you are within 4kms of the school


### Step 4 Register your children

When first accessing your school menu, you will be prompted to register your child. This allows you to make school orders on their behalf.

Scan QR code provided by your school

If within 4kms of the school, you can select from "Locations Nearby"

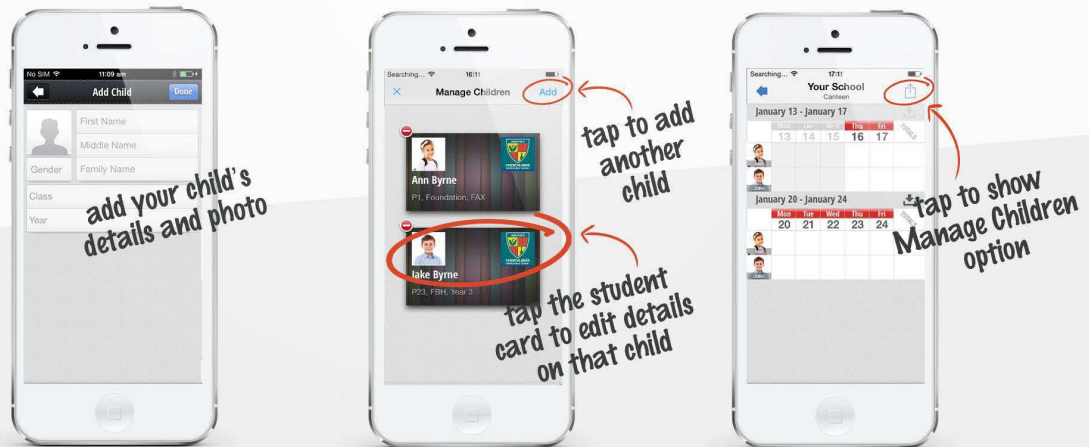
Or search for our school name



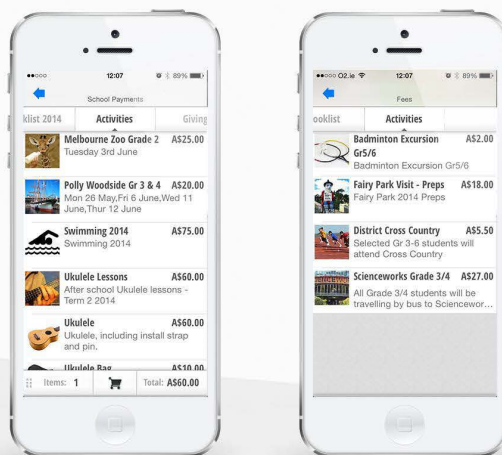
Code CHLSHS

**Now you're ready to order directly from your phone...**

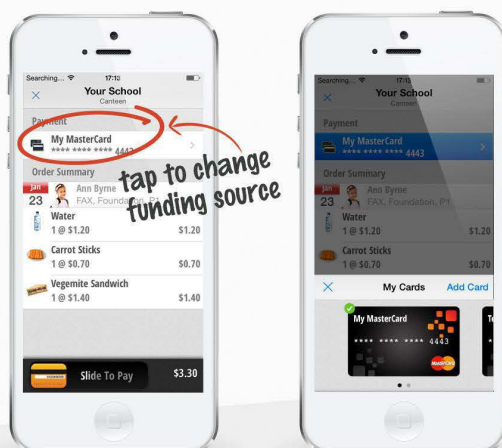
## Manage your children's details



## Purchase school items



## Add multiple payment cards



Pay with any scheme credit, debit or pre-paid card accepted by the school. At checkout, you can select from any of your registered cards.



Add up to five cards to your Qkr! account

We want your feedback!

Please send your comments or suggestions on how the Qkr! service could be improved to the school office.



## HOUSE INFORMATION

Your child will be allocated a House whilst at Churchlands SHS. You will be advised of your child's House later in the term. A House Coordinator will support your child from Year 7 through to Year 12. Once Year 7 commences, any queries or concerns you may have about your student should be directed to the House Coordinator.



## UNIFORM SHOP

New students at Churchlands SHS are required to be fitted for the school uniform. Part way through Term 4 the main Administration will send you an email explaining the process for the booking of individual appointments. These appointments will be on designated days in November and specifically for all new students. It is important that your child attend the booked appointment to ensure the correct sizing of the uniform.

## SMARTRIDER

An application for the Student SmartRider card can be downloaded from the Transperth website and taken to your student's primary school for verification. SmartRiders are **free of charge** when ordered by the application through their primary school. Alternatively, you can order your Student SmartRider online [Click to Buy Online](#)



We encourage students to order their card in Year 6 through their primary schools

**IMPORTANT**

## BELL TIMES

<b>Warning Siren</b>	<b>8.55am</b>			
Form	9.00am	to	9.10pm	10 mins
Period 1	9.10am	to	10.10am	1 hour
Period 2	10.10am	to	11.10am	1 hour
Recess	11.10am	to	11.35am	25 mins
Period 3	11.35am	to	12.35pm	1 hour
Period 4	12.35pm	to	1.35pm	1 hour
Lunch	1.35pm	to	2.00pm	25 mins
Period 5	2.00pm	to	3.00pm	1 hour
<b>Students depart</b>	<b>3.00pm</b>			

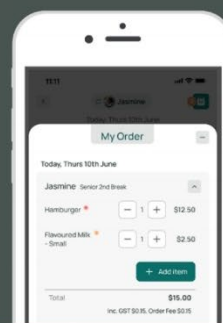
# CANTEEN

Students are able to purchase recess and lunch from the canteen. Our canteen supports an online ordering system that is a safe and convenient way to order school meals. Please see below for details of how to create an account.

## We've partnered with



Australia's **#1** online ordering app for schools



## Canteen

Manage school lunches with the ability to order, pay and manage special dietary requirements all online.

### How to set up your Flexischools account

#### 1 Download the Flexischools App

Note: for iPhone and iPad please select 'Allow' notifications.



#### 2 Login/Register

- **Already a Flexischools user** - Enter your details and login. To save your login details select 'remember me'.
- **New Flexischools user** - Click 'Register', enter your email address and follow the instructions in the email to set up your account. Once your account is set up, add new student; search for their school, enter student details and select their class.

#### 3 Add your School and Year Level/Class

Click on the search icon, enter your school name, select your school and year group, or groups relevant to you.

### How to order

#### 1 Place your Order

Click the 'Order food' button located across the top of the app home screen and select your student.

#### 2 Make your Selection

Select the items you wish to order.

#### 3 Make Payment

Select your payment option and complete payment to place your order.

# IMPORTANT DATES



## For Year 7, 2024 students and families

### 2023 Year 7 Information Night

Wednesday, 1 November 2023  
Concert Hall

### Orientation Day

Thursday, 23 November 2023 or Friday, 24 November 2023  
Meet at the Concert Hall

Your child will attend either Thursday or Friday. Please see the accompanying email for more detail.

Arrive at school by **9.00am**

### ICT & SEQTA Parent Workshops

**TBA**

Information about SEQTA, how to access and navigate learning platforms to support your child.

### Year 7 P&C Family BBQ

Thursday 8 February 2024  
Year 7 grassed area (*behind the library*)