



# NAPLAN 2023 TECHNICAL REQUIREMENTS



To ensure your child’s NAPLAN experience runs as smooth as possible, please ensure the following:

- Your child’s device meets the minimum software and hardware specifications as outlined on the school website. (<https://www.churchlands.wa.edu.au/my-churchlands/ict/parent-owned-laptop-program/laptop-minimum-hardware>).
- The latest Naplan Lockdown Browser has been installed and is functioning (v5.2.2 for Windows or v5.3.0 for MacOS).
- The device audio is working and your child has a set of headphones.

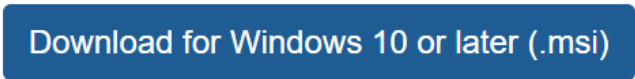
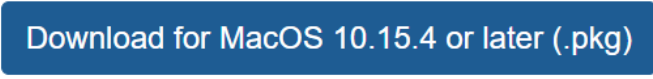
## NAPLAN Lockdown Browser




Your child’s device has the latest lockdown browser installed if the following icon appears on the desktop.

If the icon does not appear, you will need to download and install the latest version.

Please visit <https://www.assessform.edu.au/naplan-online/locked-down-browser> locate and download the appropriate version for your device. It is recommended if an old version has been installed, it should be uninstalled first.

Windows	Mac
<b>Application</b> v5.2.2 (Updated: 16-Nov-2022)  	<b>Application</b> v5.3.0 (Updated: 05-Dec-2022)  
<a href="https://pages.assessform.edu.au/uploads/files/Release/NAP%20Locked%20down%20browser%20-%20Release%20-%205.2.2.msi">https://pages.assessform.edu.au/uploads/files/Release/NAP%20Locked%20down%20browser%20-%20Release%20-%205.2.2.msi</a>	<a href="https://pages.assessform.edu.au/uploads/files/Release/NAP%20Locked%20down%20browser%20-%20Release%20-%205.3.0.pkg">https://pages.assessform.edu.au/uploads/files/Release/NAP%20Locked%20down%20browser%20-%20Release%20-%205.3.0.pkg</a>
Once you have downloaded the application, Please run it, accepting the default settings by clicking <b>NEXT, INSTALL, YES, OK</b> etc.	Once you have downloaded the application, Please run it accepting the default settings by clicking <b>CONTINUE, INSTALL</b> etc
Comprehensive installation instructions are available from: <a href="https://www.assessform.edu.au/sites/default/files/2023-01/Locked%20down%20browser%20-%20Windows%20v3.02.pdf">https://www.assessform.edu.au/sites/default/files/2023-01/Locked%20down%20browser%20-%20Windows%20v3.02.pdf</a>	Comprehensive installation instructions are available from: <a href="https://www.assessform.edu.au/sites/default/files/2023-01/Locked%20down%20browser%20-%20MacOS%20v3.02.pdf">https://www.assessform.edu.au/sites/default/files/2023-01/Locked%20down%20browser%20-%20MacOS%20v3.02.pdf</a>



To check if the NAPLAN lockdown browser has been installed correctly, close all applications and double click the Naplan browser icon on the desktop to run the NAPLAN lockdown browser. Once open, select “DEVICE CHECK without login” to ensure your device can play a sound and see a picture. Once you have checked your device is functioning properly you may exit the NAPLAN lockdown browser by clicking on the X at the bottom right hand side of the browser.

It would be greatly appreciated if you could check and install the appropriate browser by no later than **TUESDAY 7<sup>th</sup> MARCH.**

If you are having difficulties checking and installing the appropriate NAPLAN lockdown browser please have your child visit the ICT office (before school, recess, lunch or after school), so we can provide assistance.