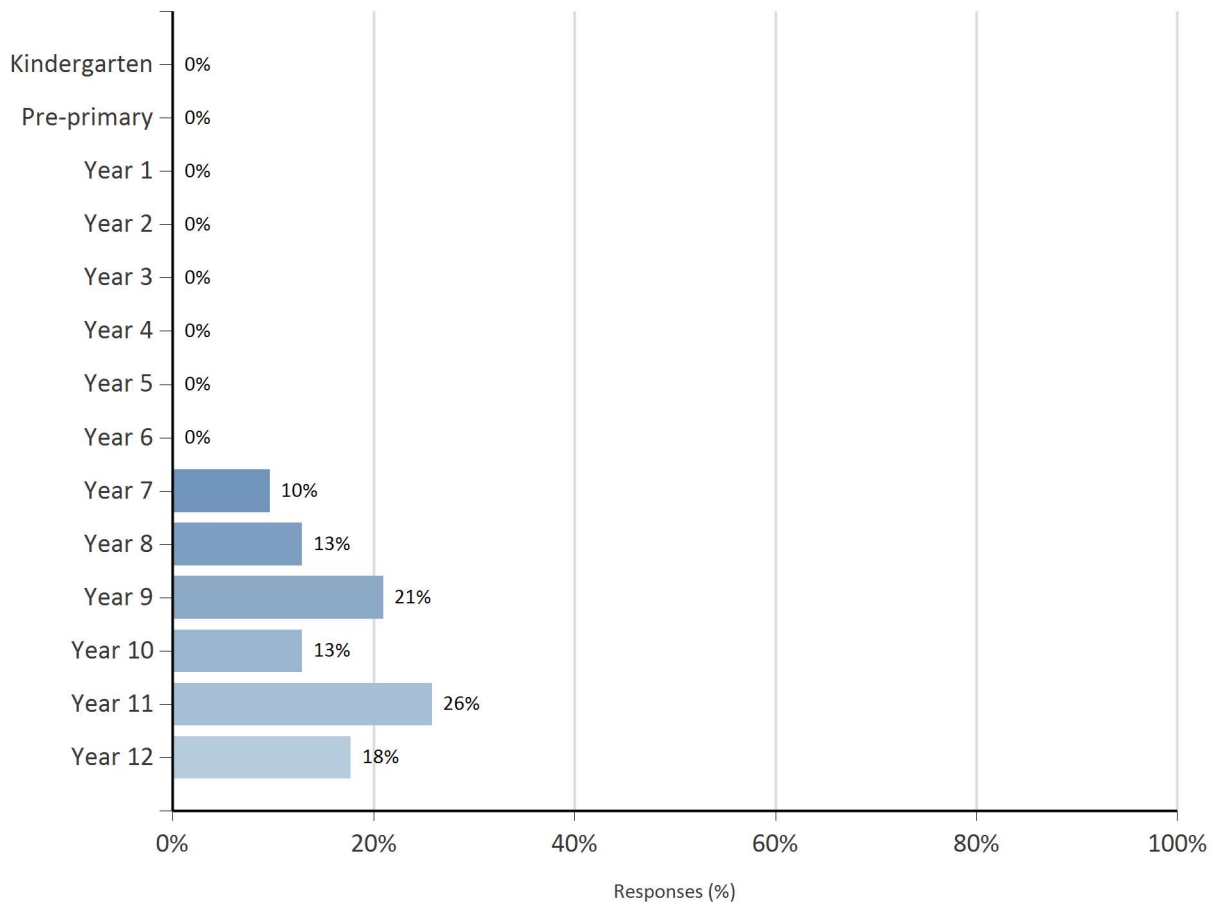


# School Survey

## Overview

Survey title	Parents 2021
Report title	Distribution - single
Organisation name	Churchlands Senior High School
Generation time & date	2:13PM - 14 Mar 2022
Generated by	Deborah Hoy
Distribution name	Parents School Survey 2021
School year	2021
Num of online responses	62
Num of manual responses	0

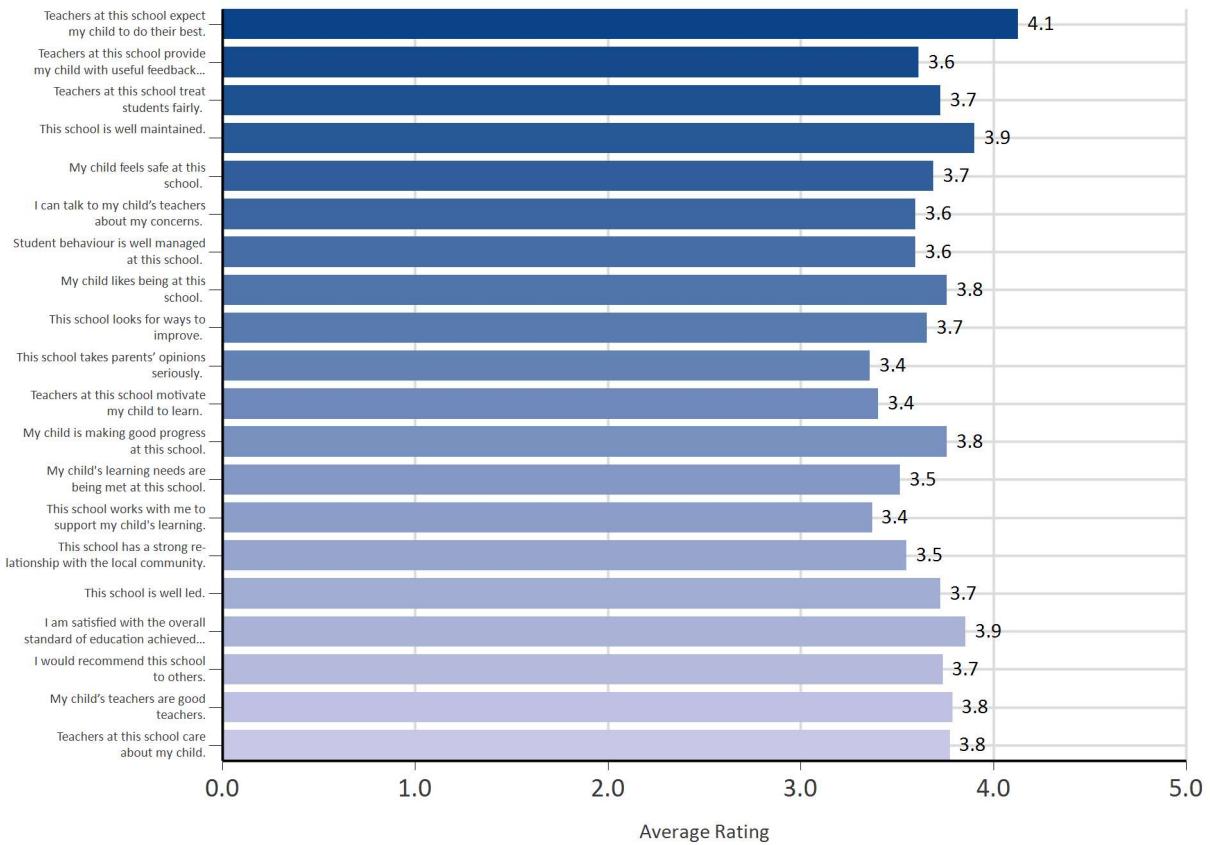
1 . What is the year level of the child you are considering when you answer this survey?

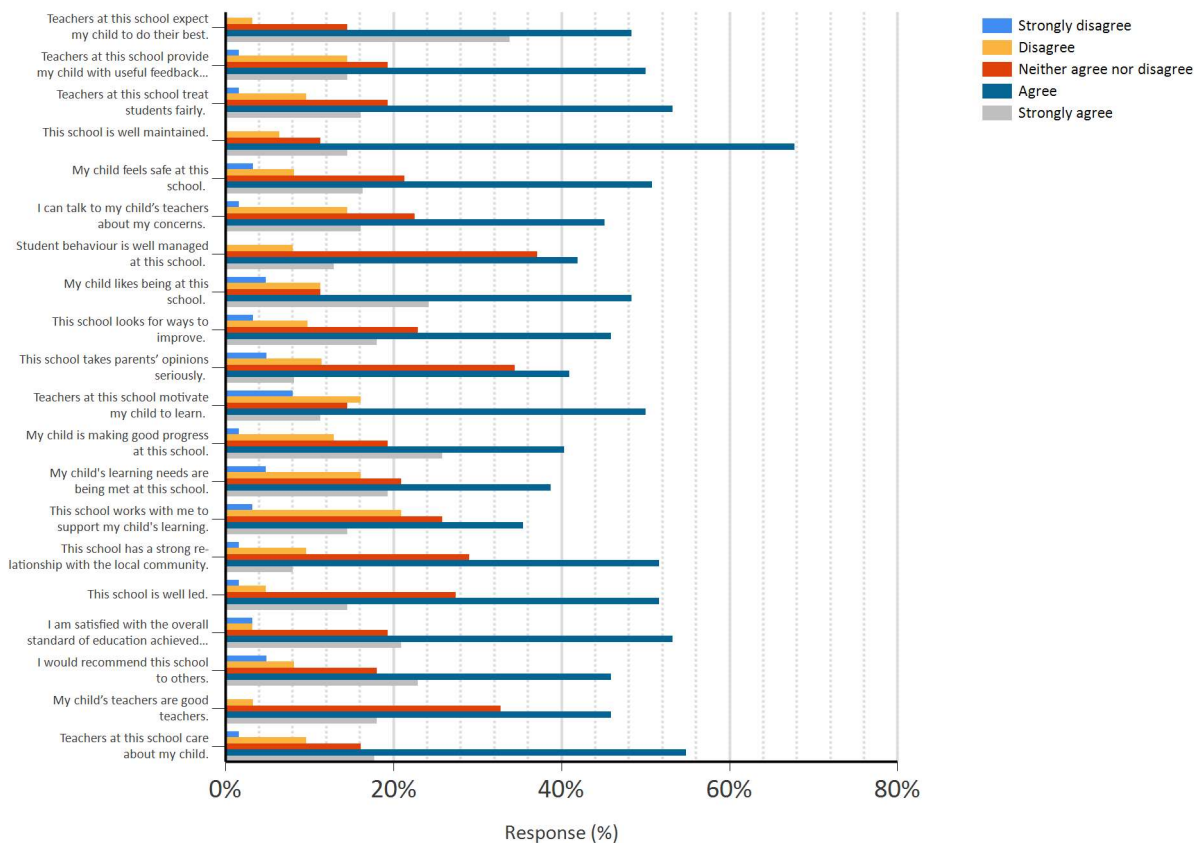


	Kindergarten		Pre-primary		Year 1		Year 2		Year 3		Year 4		Year 5	
	Num	%	Num	%	Num	%	Num	%	Num	%	Num	%	Num	%
<b>Number</b>	-	-	-	-	-	-	-	-	-	-	-	-	-	-
	Year 6		Year 7		Year 8		Year 9		Year 10		Year 11		Year 12	
	Num	%	Num	%	Num	%	Num	%	Num	%	Num	%	Num	%
<b>Number</b>	-	-	6	10%	8	13%	13	21%	8	13%	16	26%	11	18%

2 . Please rate the items below.

Rating	Score
Strongly agree	5
Agree	4
Neither agree nor disagree	3
Disagree	2
Strongly disagree	1





	Strongly disagree		Disagree		Neither agree nor disagree		Agree		Strongly agree	
	Num	%	Num	%	Num	%	Num	%	Num	%
Teachers at this school expect my child to do their best.	-	-	2	3%	9	15%	30	48%	21	34%
Teachers at this school provide my child with useful feedback about their school work.	1	2%	9	15%	12	19%	31	50%	9	15%
Teachers at this school treat students fairly.	1	2%	6	10%	12	19%	33	53%	10	16%
This school is well maintained.	-	-	4	6%	7	11%	42	68%	9	15%
My child feels safe at this school.	2	3%	5	8%	13	21%	31	51%	10	16%
I can talk to my child's teachers about my concerns.	1	2%	9	15%	14	23%	28	45%	10	16%
Student behaviour is well managed at this school.	-	-	5	8%	23	37%	26	42%	8	13%
My child likes being at this school.	3	5%	7	11%	7	11%	30	48%	15	24%
This school looks for ways to improve.	2	3%	6	10%	14	23%	28	46%	11	18%
This school takes parents' opinions seriously.	3	5%	7	11%	21	34%	25	41%	5	8%
Teachers at this school motivate my child to learn.	5	8%	10	16%	9	15%	31	50%	7	11%

Parents 2021

My child is making good progress at this school.	1	2%	8	13%	12	19%	25	40%	16	26%
My child's learning needs are being met at this school.	3	5%	10	16%	13	21%	24	39%	12	19%
This school works with me to support my child's learning.	2	3%	13	21%	16	26%	22	35%	9	15%
This school has a strong relationship with the local community.	1	2%	6	10%	18	29%	32	52%	5	8%
This school is well led.	1	2%	3	5%	17	27%	32	52%	9	15%
I am satisfied with the overall standard of education achieved at this school.	2	3%	2	3%	12	19%	33	53%	13	21%
I would recommend this school to others.	3	5%	5	8%	11	18%	28	46%	14	23%
My child's teachers are good teachers.	-	-	2	3%	20	33%	28	46%	11	18%
Teachers at this school care about my child.	1	2%	6	10%	10	16%	34	55%	11	18%