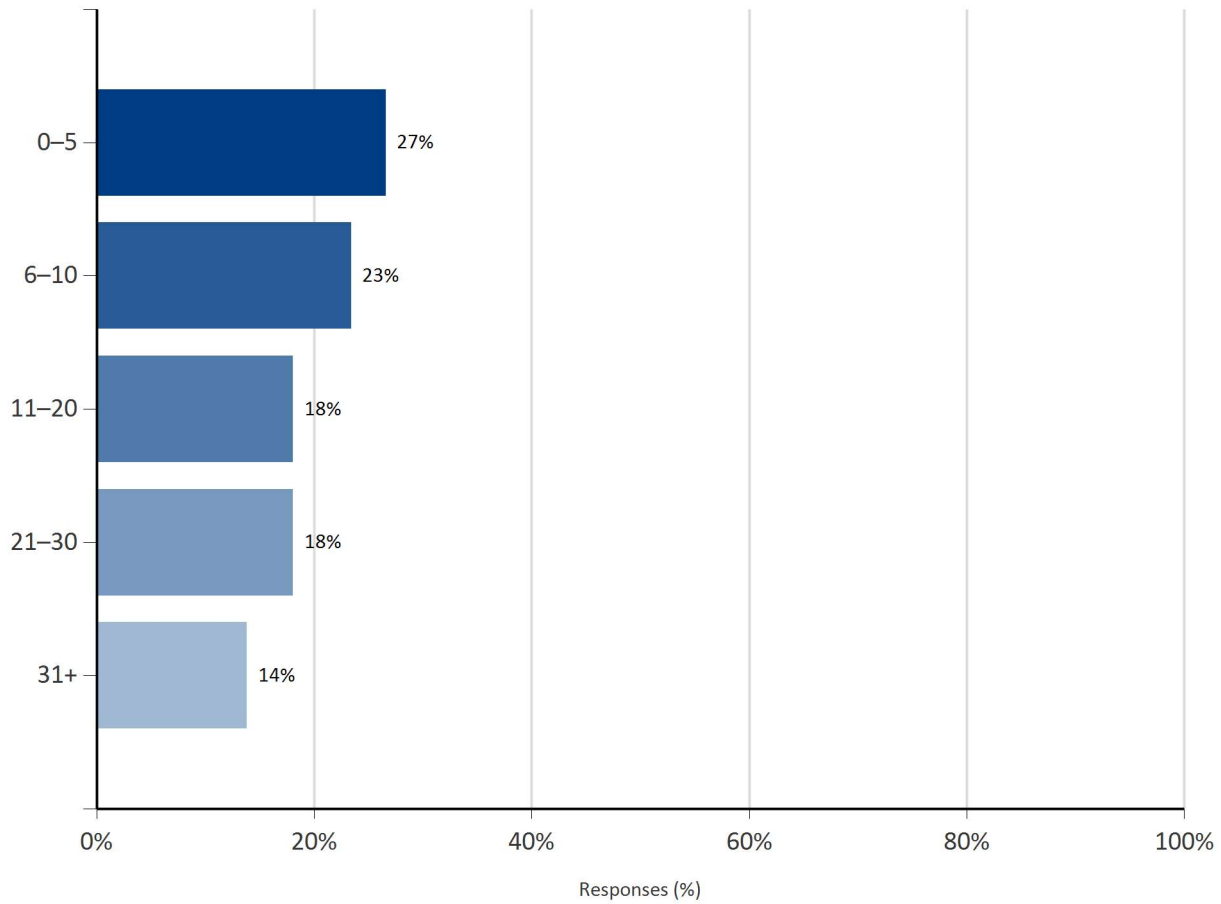




Overview

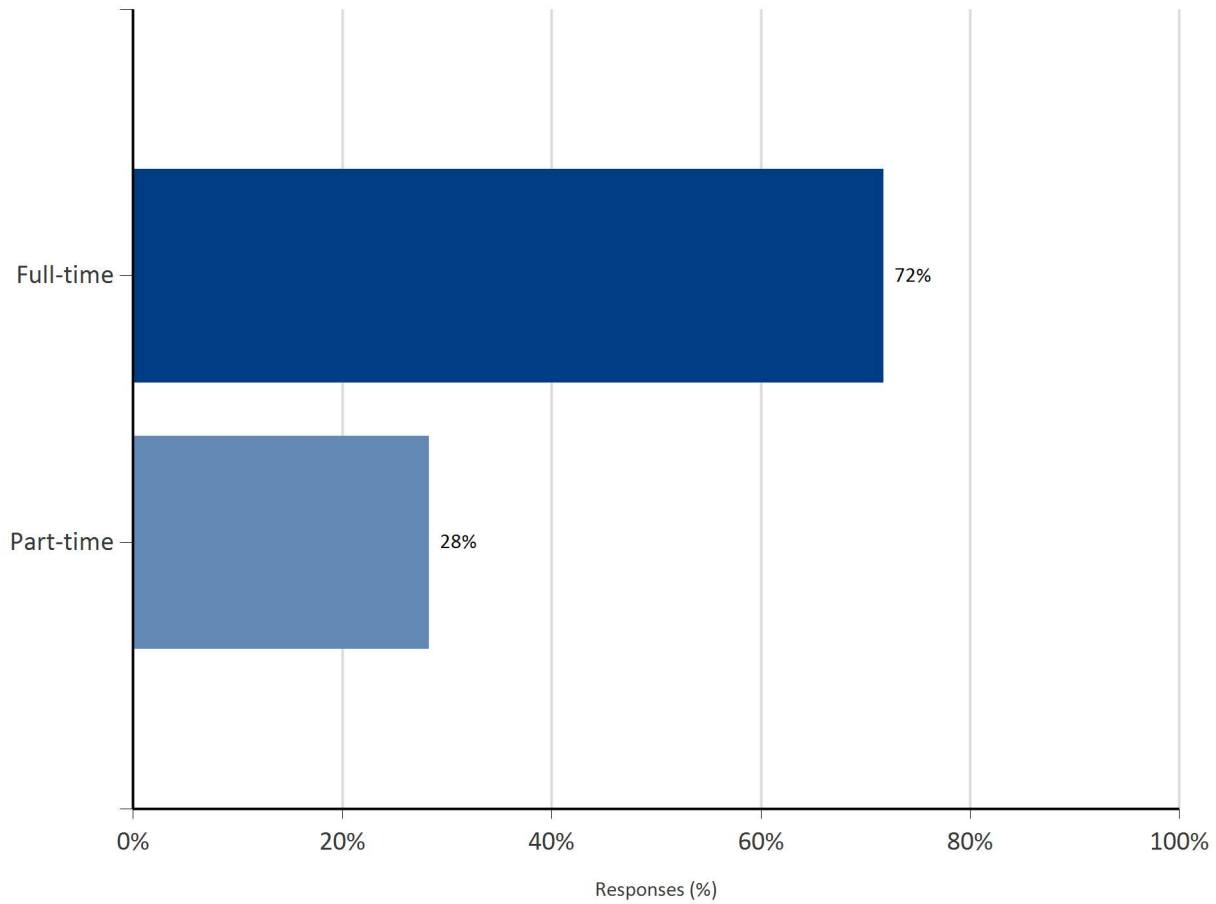
Survey title	Staff 2021
Report title	Distribution - single
Organisation name	Churchlands Senior High School
Generation time & date	2:43PM - 14 Mar 2022
Generated by	Deborah Hoy
Distribution name	Staff 2021 - 28/10/2021 12:28 PM
School year	2021
Num of online responses	94
Num of manual responses	0

1 . How many years have you been working in schools?



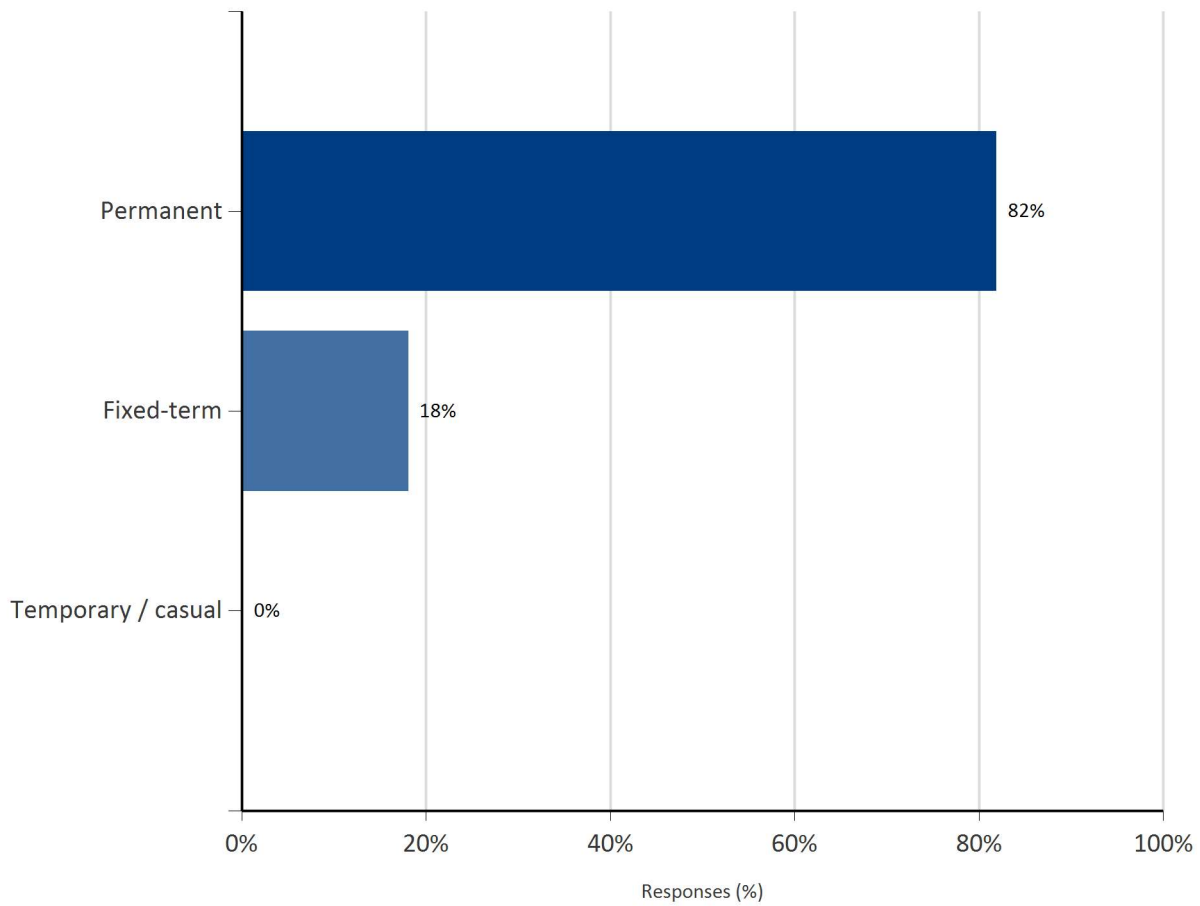
	0-5		6-10		11-20		21-30		31+	
	Num	%	Num	%	Num	%	Num	%	Num	%
Number	25	27%	22	23%	17	18%	17	18%	13	14%

2 . Are you a full-time or part-time employee?



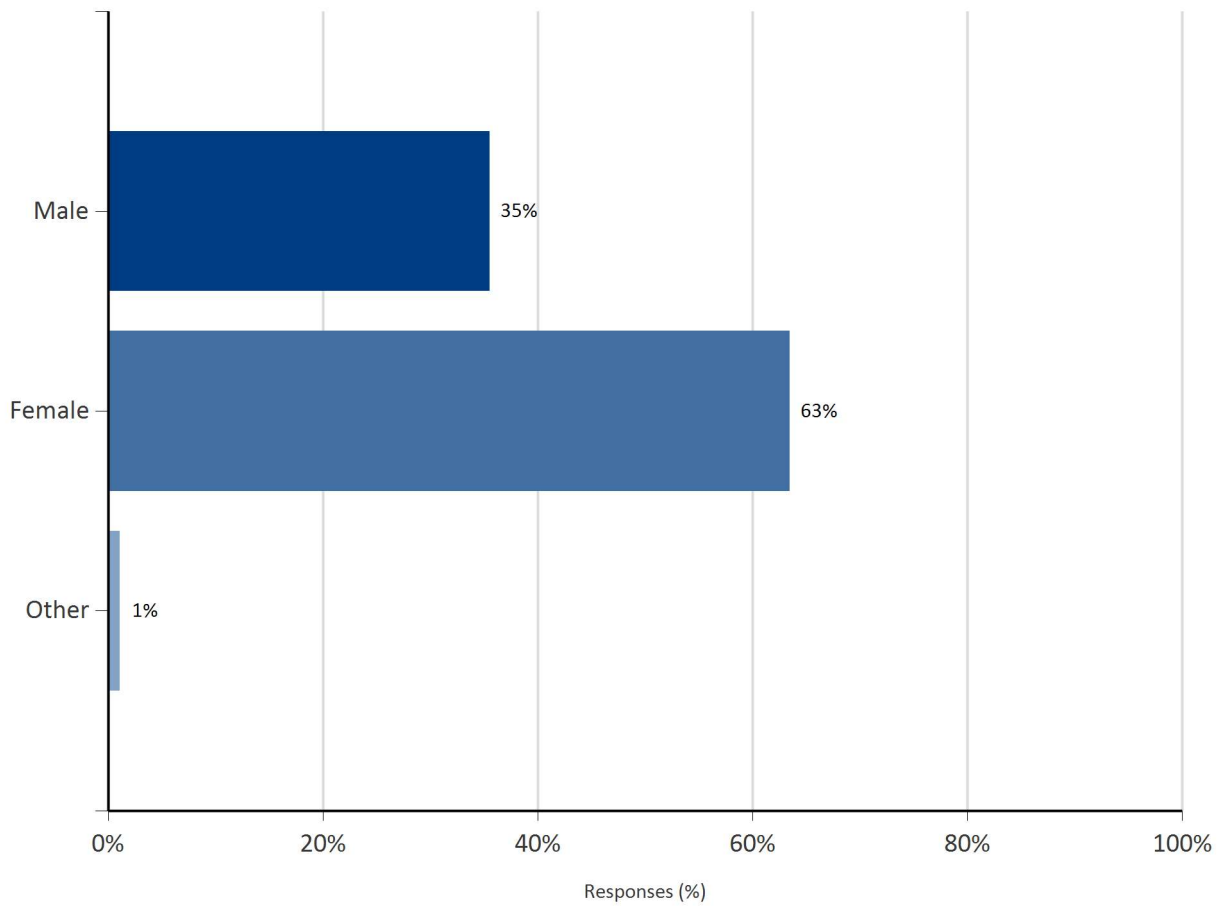
	Full-time		Part-time	
	Num	%	Num	%
Number	66	72%	26	28%

3 . Which category best describes your employment?



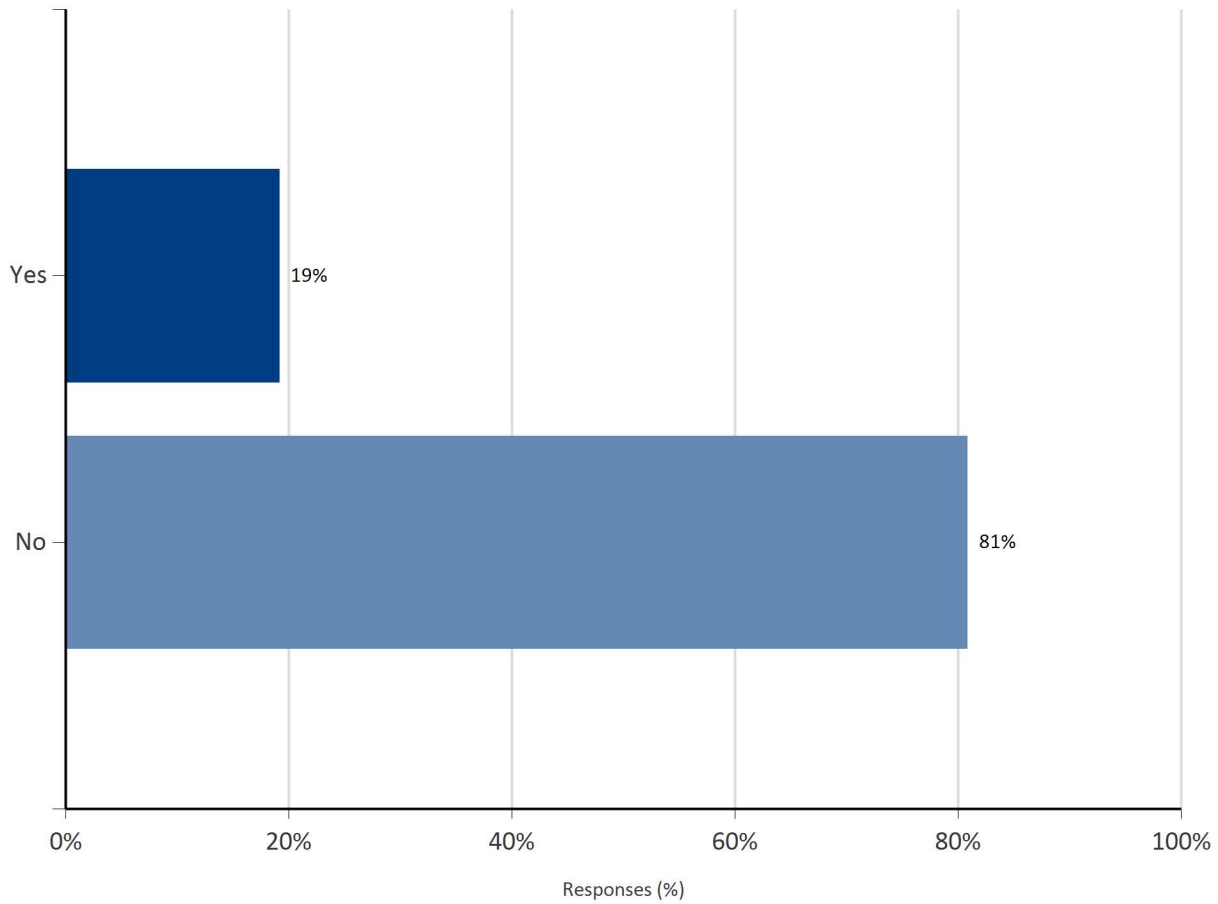
	Permanent		Fixed-term		Temporary / casual	
	Num	%	Num	%	Num	%
Number	77	82%	17	18%	-	-

4 . Are you male or female?



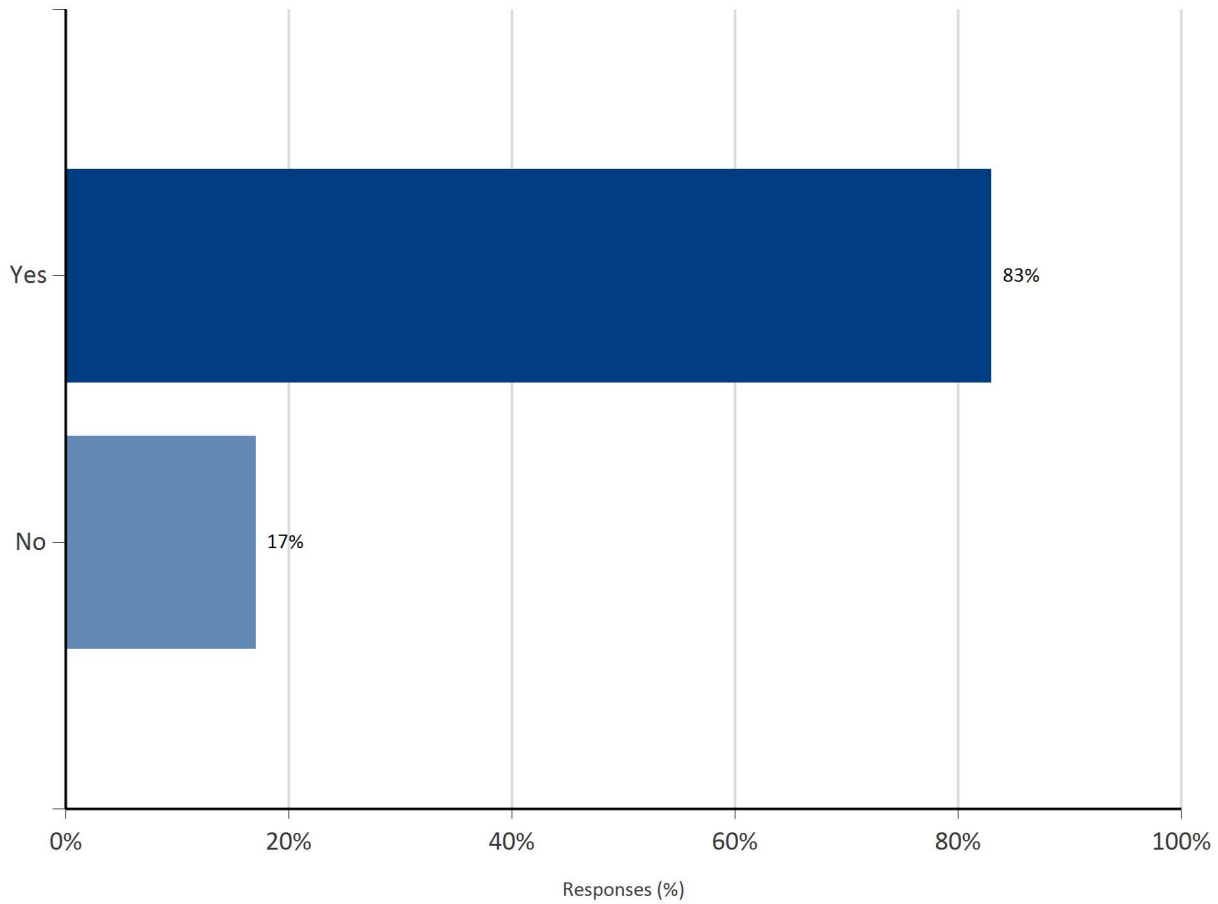
	Male		Female		Other	
	Num	%	Num	%	Num	%
Number	33	35%	59	63%	1	1%

5 . Are you currently employed in a school leadership position?



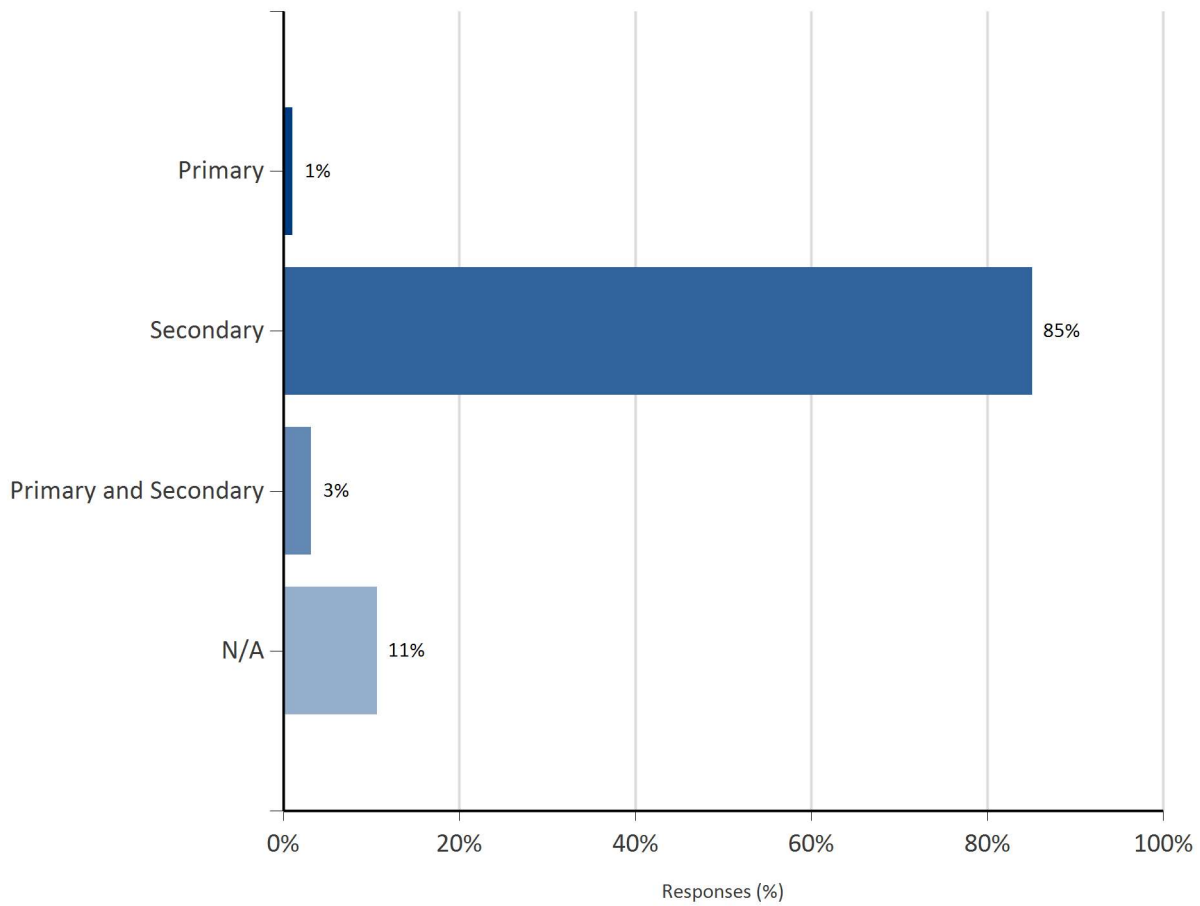
	Yes		No	
	Num	%	Num	%
Number	18	19%	76	81%

6 . Does your role in the school include teaching?



	Yes		No	
	Num	%	Num	%
Number	78	83%	16	17%

7 . Which education level do you teach?



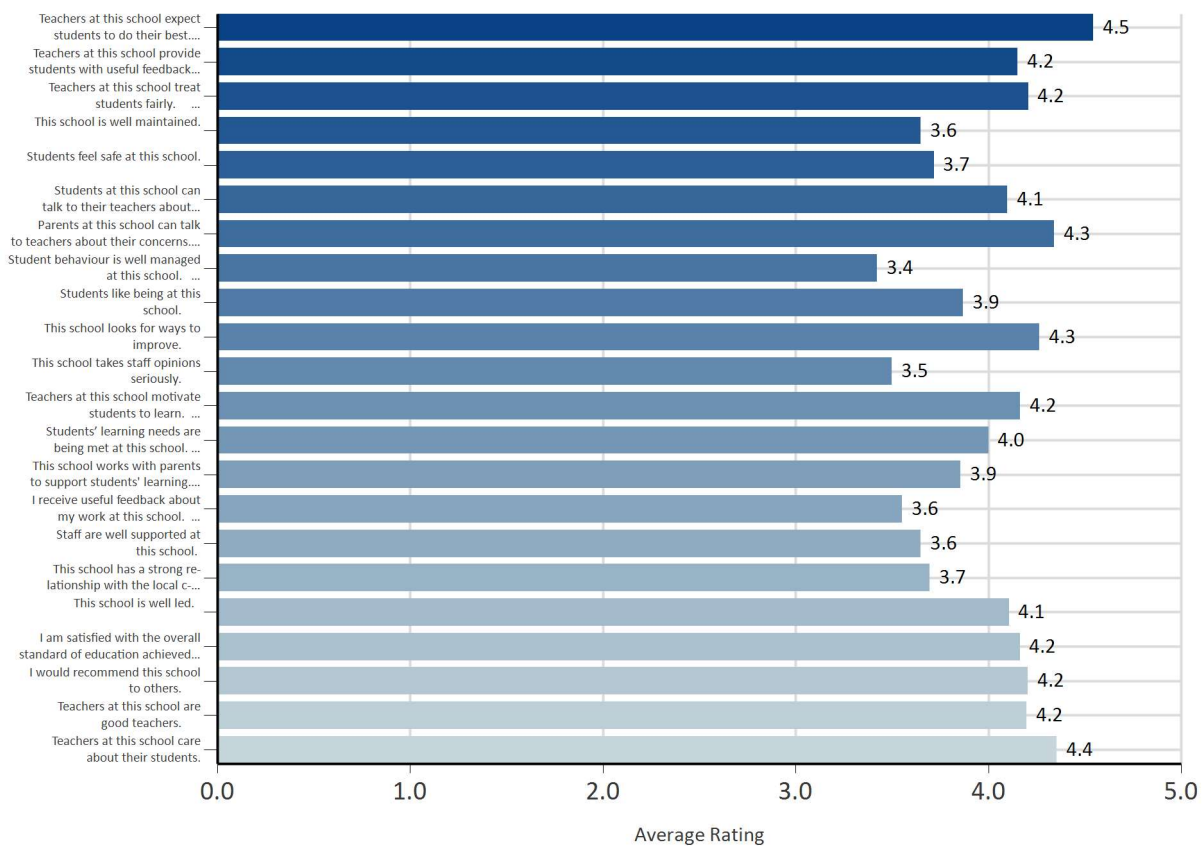
	Primary		Secondary		Primary and Secondary		N/A	
	Num	%	Num	%	Num	%	Num	%
Number	1	1%	80	85%	3	3%	10	11%

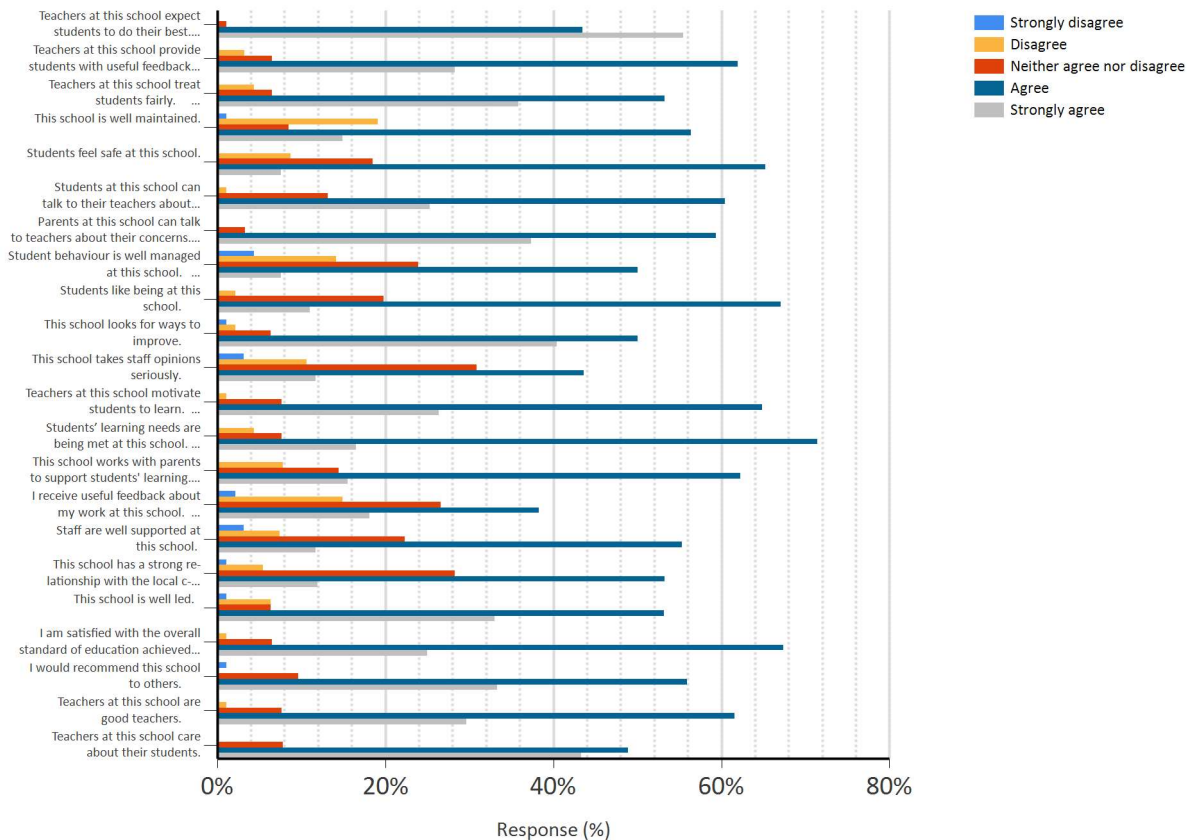
8 . Please rate the items below.

Rating

Score

Strongly agree	5
Agree	4
Neither agree nor disagree	3
Disagree	2
Strongly disagree	1





	Strongly disagree		Disagree		Neither agree nor disagree		Agree		Strongly agree	
	Num	%	Num	%	Num	%	Num	%	Num	%
Teachers at this school expect students to do their best.	-	-	-	-	1	1%	40	43%	51	55%
Teachers at this school provide students with useful feedback about their school work.	-	-	3	3%	6	7%	57	62%	26	28%
Teachers at this school treat students fairly.	-	-	4	4%	6	7%	49	53%	33	36%
This school is well maintained.	1	1%	18	19%	8	9%	53	56%	14	15%
Students feel safe at this school.	-	-	8	9%	17	18%	60	65%	7	8%
Students at this school can talk to their teachers about their concerns.	-	-	1	1%	12	13%	55	60%	23	25%
Parents at this school can talk to teachers about their concerns.	-	-	-	-	3	3%	54	59%	34	37%
Student behaviour is well managed at this school.	4	4%	13	14%	22	24%	46	50%	7	8%
Students like being at this school.	-	-	2	2%	18	20%	61	67%	10	11%
This school looks for ways to improve.	1	1%	2	2%	6	6%	47	50%	38	40%

This school takes staff opinions seriously.	3	3%	10	11%	29	31%	41	44%	11	12%
Teachers at this school motivate students to learn.	-	-	1	1%	7	8%	59	65%	24	26%
Students' learning needs are being met at this school.	-	-	4	4%	7	8%	65	71%	15	16%
This school works with parents to support students' learning.	-	-	7	8%	13	14%	56	62%	14	16%
I receive useful feedback about my work at this school.	2	2%	14	15%	25	27%	36	38%	17	18%
Staff are well supported at this school.	3	3%	7	7%	21	22%	52	55%	11	12%
This school has a strong relationship with the local community.	1	1%	5	5%	26	28%	49	53%	11	12%
This school is well led.	1	1%	6	6%	6	6%	50	53%	31	33%
I am satisfied with the overall standard of education achieved at this school.	-	-	1	1%	6	7%	62	67%	23	25%
I would recommend this school to others.	1	1%	-	-	9	10%	52	56%	31	33%
Teachers at this school are good teachers.	-	-	1	1%	7	8%	56	62%	27	30%
Teachers at this school care about their students.	-	-	-	-	7	8%	44	49%	39	43%